




SINGLE WINDOW AUTOMOTIVE CLEANING SOLUTIONS



**COMPLETE
CAR CARE
SOLUTION**



 **+91- 8252 300 400**

 www.manmachineworks.com

MANMACHINE
WORKS

Changing the face of cleaning...

MANMACHINE WORKS

Changing the face of cleaning...

MANMACHINE WORKS DRIVING THE CLEANING REVOLUTION

The name MANMACHINE WORKS is synonymous with advanced cleaning technology in India. Manmachine Works is bringing the latest and most innovative cleaning solutions for a fast changing and highly demanding automotive industry requirements. It offers not only a wide range of cleaning equipment from the world leaders but also complete cleaning solutions, starting from designing a car wash to promoting professional skills by introducing the first ever "CAR WASH COLLEGE" in India.

PARTNERING WITH WORLD-CLASS TECHNOLOGY



**ANNOVI
REVERBERI**
The Power of Experience

Since 1958, Annovi Reverberi is leading the international market with distinguished solutions. Counted among the leading manufacturers of pressure washers



"STEAMJET prepares for a better future and a better environment." STEAMJET is NOT an ordinary steam generator. It is the product of 10 years of research, development and delicately patented design for superior steam car wash.



Founded by a group of young entrepreneurs in 2001, ELSEA's expanded range of products are internationally certified by ISO 9001:2008



Founded in 1965, MA-FRA has always been on the customers side, MA-FRA in association with Manmachine are proud to launch a complete car wash range which is European Quality but MADE IN INDIA.



Founded in 1950, the company commands presence in more than 75 countries with more than 900 employees and an impressive legacy of more than 70 years of manufacturing automatic car washing machines.




Biemmedue is headquartered in Cherasco Piedmont (northwest Italy), at the Gates of the Langhe and Roero regions. In 25000m² of factory space where product are manufactured using innovative laser cutting systems







DELIVERING SMARTER AND RESOURCE EFFICIENT HIGH PRESSURE CAR WASHER



HIGH PRESSURE CAR WASHER RANGE BY ANNOVI REVERBERI, ITALY



AR- 680



AR- 680K



HRC PRO 11.11 ET



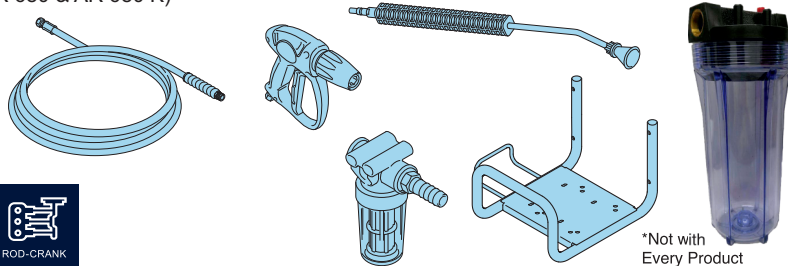
HRC KART - 10.19

TECHNICAL SPECIFICATIONS

Car Washer Range	No. of Cars	Output		Pressure		Power		RPM	3 ~ 50 Hz	Weight
	Per Day	l/min	gpm	bar	psi	hp	kw	N° giri/1'	volt	kg
AR- 680 (1φ)	8-10	10	2.7	150	2200	3	2.6	2800	220-240	20.8
AR- 680K (1φ)	8-10	10	2.7	150	2200	3	2.6	2800	220-240	25.3
HRC PRO 11.11 ET (1φ)	10-15	11	3.20	110	1900	4	3	1450	230/400	29
HRC KART 10.19 (1φ)	10-15	10	2.6	190	2755	4	3	1450	50-230	37.3

ABOVE MACHINE COMES WITH BELOW SIX STANDARD ACCESSORIES

- ❑ Hose Pipe 10m(HRC 12.13 ET) / 8m (AR 680 & AR 680 K)
- ❑ Gun with quick connect system
- ❑ Lance 500mm
- ❑ 100 Micron Filter (HRC 12.13 ET)
- ❑ 10 Micron Filter (Only By MMW)
- ❑ Nozzle 25°
- ❑ 300 Micron Filter (AR 680 & AR680K)



HRC



*Not with Every Product

HIGH PRESSURE CAR WASHER RANGE BY ANNOVI REVERBERI, ITALY



HRC PRO 12.13 ET



HRG PRO 21.15 ET (Heavy Duty)



HRR PRO 11.14 ET (Heavy Duty)



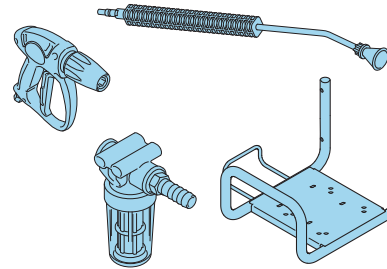

HRR PRO KART 15.23

TECHNICAL SPECIFICATIONS


Car Washer Range	No. of Cars	Output		Pressure		Power		RPM	3 ~ 50 Hz	Weight
	Per Day	l/min	gpm	bar	psi	hp	kw	N° giri/1'	volt	kg
HRC PRO 12.13 ET (3φ)	15-20	12	3.20	110	1900	4	3	1450	230/400	29
HRR PRO 11.14 ET (3φ)	25-30	11	2.90	140	2000	5.5	4	1450	230/400	33
HRG 21.15 ET (3φ)	Commercial Vehicle (LCV/HCV)	21	5.50	150	2200	7.5	5.5	1450	230/400	60
HRR PRO KART 15:23	Movable (Comm. Vehicle)	15	3.90	200	2900	10	7.4	1450	230/400	67.7

ABOVE MACHINE COMES WITH BELOW SIX STANDARD ACCESSORIES

- ❑ Hose Pipe 10m
- ❑ Gun with quick connect system
- ❑ Lance 500mm
- ❑ 100 Micron Filter
- ❑ 10 Micron Filter (Only By MMW)
- ❑ Nozzle 25°



*Not with Every Product



HIGH PERFORMANCE AND PRODUCTIVITY

POWERFUL & EFFORTLESS HIGH PRESSURE CLEANER ACCESSORIES

- ❑ The system comprises of machines that are placed in a machine room with hoses stretching out of it through stainless steel pipes directly to the boom.
- ❑ The arrangement leads to no possibility of hoses being laid on the floor as large area of washing is done with the help of Boom Technology.
- ❑ Special rubber coated hoses stay immune to punctures and don't leave any mark or scratches on the car.
- ❑ Saves time with a quick connect system provided on lances, guns and foam bottle.



FOAM BOTTLE

- ❑ Sleek & smooth modern design
- ❑ Sight window indicates level of soap remaining
- ❑ Refillable bottle reduces environmental waste



QUICK CONNECT SYSTEM

- ❑ Without threads that may bind or only partially connect
- ❑ Automatic locking system facilitates faster access
- ❑ Suitable for confined areas



Rotating Underbody

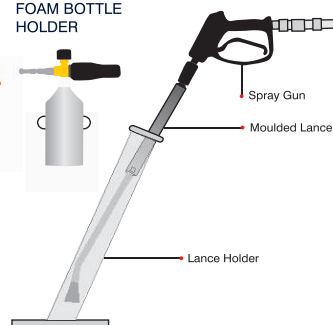


Underbody Lance

STORAGE TRAY



FOAM BOTTLE HOLDER



Spray Gun

Moulded Lance

Lance Holder

Rotating Boom

ROTATING SS Z - SHAPED BOOM

- ❑ Swivelling adapter with side and top water inlet for easy installation
- ❑ 360° / 180° continuous rotation for the car wash
- ❑ Insulated high pressure hose

UNDERBODY LANCE

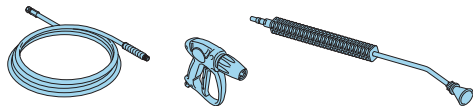
- ❑ A right angle wash that helps clean difficult-to-reach areas
- ❑ Easily removes mud and debris from the underbody
- ❑ Underbody wash with out gantry/lift
- ❑ Avoids tyres alignment and balancing problem
- ❑ Made with high grade stainless steel for long life
- ❑ Task is done in less than 3 mins.

Hose Pipe

ROBOTIC UNDERBODY WASH

TECHNICAL SPECIFICATIONS

PARAMETER	3 NOZZLE U.B	7 NOZZLE U.B	9 NOZZLE U.B
High Pressure Triple Ceramic Plunger Pump	21 LPM.	21 LPM.	40 LPM.
Pressure	150 bar	150 bar	100 bar
Power Requirement	7.5 HP/5.5 kw	7.5 HP/5.5 kw	10 HP/7.5 kw
Power Consumption	0.2 Unit	0.2 Unit	0.3 Unit
Water Consumption Per vehicle for Under	16-21 ltrs	16-21 ltrs	35-40 ltrs
Total time for undercarriage	1 min	1 min	1 min
Maximum washing Length	5.8 mtr.	5.8 mtr.	5.8 mtr.
Maximum Washing width	2.2 mtr.	2.2 mtr.	2.2 mtr.
Oscillating / Fixed	Oscillating	Fixed	Oscillating



ABOVE ACCESSORIES ARE AVAILABLE WITH 3 NOZZLE ONLY



VACUUM CLEANERS

The multi-purpose range of vacuum cleaners are ideal for interiors of the car, workshops, garages and outside areas. An intelligent machine design that's energy efficient and optimized for maximum performance in all applications. The state-of-the-art accessories enhance its suction power and versatility.

ARES 37/1



Wet & Dry Vacuum Cleaner with double stage motor reaches upto 1400w of maximum power.



Plastic tank



Motor



Wet

TECHNICAL SPECIFICATIONS

Number Motors	1
P max (W)	1400
Waterlift (mm H ₂ O)	2400
Air flow (m ³ /h)	215
Total tank capacity (lt)	37

EXCEL M — 77/2



Ideal for professional cleaning, with two double stage motors reaching upto 2600w of maximum power.



Plastic tank



Motor



Wet

TECHNICAL SPECIFICATIONS

Number Motors	2
P max (W)	2600
Waterlift (mm H ₂ O)	2400
Air flow (m ³ /h)	430
Total tank capacity (lt)	77/76

STANDARD ACCESSORIES



Special Car Tool



Crevice Tool



Hose pipe



Polyester Ring Filter



Sponge Filter



Dash Board Tool

SPRAY EXTRACTION / CAR INTERIOR CLEANER

A comprehensive new age range of spray extraction machines that are compact, powerful and manageable. Equipped with a strong suction power and inbuilt detergent tank, they are miraculous performers in wet cleaning, dry cleaning, armchair wash and floor wash.

USP's

- Strong & Virgin polypropylene material for longer life.
- 4m Flexible Hose, longest in the category, as standard, making car vacuuming easier & faster
- Special Car Tool as standard for operator's comfort & faster vacuuming
- Polyester Ring Filter as standard for ease of operation
- Large Castor wheel & trolley for free movement & greater stability



ESTRO-125

An extractor with double stage motor that's ideal for applications such as cleaning of car interiors & upholstery. The model is designed with an innovative 8 ltrs. detergent tank to be assimilated to the trolley and completely residual liquids tank.



Plastic tank



Motor



Wet

TECHNICAL SPECIFICATIONS

Number Motors	1
P max (W)	1400
Air flow (m³/h)	215
Total tank capacity (lt)	37
Cooling	by pass
Detergent tank (lt)	8
Pump (W)	48



ESTRO-250

An extractor with double stage motor that's ideal for applications such as cleaning of car interiors & upholstery. The model is designed with an innovative 20 ltrs. detergent tank to be assimilated to the trolley and completely residual liquids tank.



Plastic tank



Motor



Wet

TECHNICAL SPECIFICATIONS

Number motors	2
P max (W)	2600
Air flow (m³/h)	430
Total tank capacity (lt)	77/76
Detergent tank (lt)	16
Pump (W)	48

THREE PHASE INDUSTRIAL VACUUM CLEANER

**IDEAL FOR INTENSIVE AND CONTINUOUS USES.
EQUIPPED WITH A 3.0KW THREE-PHASE TURBINE.**

Technical Specification			
	BL22100SMAN	BL4100SMAN	BL55100SMAN
Number Motors	1	1	1
Motor Type	turbine 400V-50Hz	Turbine 400V-50Hz	Turbine 400V-50Hz
Stage	Single	Single	Double
P Max (KW)	2.2	4.0	5.5
IP Protection	54	54	54
Tank Material	inox 304	Inox 304	Inox 304
Total Tank Capacity (lt)	76	76	76
Waterlift (mm H ₂ O)	2800	2800	2800
Air Flow (m ³ /h)	320	510	620
Total Filtering Surface (cm ²)	6800	6800	6800
Lpa Sonorus 3mt (dB(A))	69	69	69

FEATURES & BENEFITS

- ❑ Hose made up of Virgin Polypropylene which is highly unbreakable.
- ❑ Comes complete with two hoses of 5m each with Y-shape connector.
- ❑ Can be run for complete day operation with heavy duty turbine.
- ❑ Can be easily move from one place to another thanks to lockable castors.
- ❑ Supplied with special car tool for ease & faster Vacuuming.



FX1E STEAMJET ELECTRIC MODEL

MANMACHINE WORKS IS PROUD TO PRESENT THE UPGRADED AND CONTEMPORARY VERSION OF THE STEAM WASH MACHINE.

- ▣ It only needs 30-40 seconds to get started.
- ▣ Safe to use as it doesn't keep any hot water stored up.
- ▣ Steam Pressure is 9 bars.
- ▣ Steam temperature: 85-95° C (when it sprayed in air)
- ▣ Easy to drag Wheels at the bottom.
- ▣ FX1-E can save up to 5 times of the electric power more than any other boiler type machine.
- ▣ Boiler power : 23 litres (Direct water connection possible)
- ▣ Water Consumption- 400-900 cc/min (adjustable for dry & wet)
- ▣ Power Consumption- 10kw per hour (on start-up)
(under 8kw on operating)
- ▣ Hose Pipe- 10 meters.
- ▣ Electric Power- 380V 3 Phase or 220V 3 Phase
- ▣ FX1E saves good amount of money in Operation Expenses.

This machine is more than capable to be installed in a Start-up or any Car wash outlet or studio.




FX1D DIESEL STEAM JET CAR CLEANING & WAX SYSTEM



PA, PE special Plastic

Included with glass fiber 20%
using long-lasting Materials



Instant heating type

- Non steam storage tank
- High fuel-efficiency steam generator
- Long-lasting with stainless steel

Kyong Dong Burner

Using Qualified Burner in the whole world

DC Motor Pump

High quality for wear resistance
Silent Motor Pump

Stainless Steel Plate

Aluminum Frame Using long-lasting
Materials

- ❑ Steamjet(FX1D) using only 7-8L of water to wash complete car
- ❑ Patented machine for steam wash & wax in single action
- ❑ CPU controlled with only 200- watt power and minimum fuel consumption
- ❑ Commercial grade equipment that runs all day non stop
- ❑ Non- boiler technology which is completely safe with preheating time less than 1 minute
- ❑ Steam temperature is 80 - 90 C(176 - 203 F)
- ❑ Steam pressure is 6 - 8 Bars, safe for engine wash & painted body parts.
- ❑ Complete unit weight is only 67 Kg with movable & lockable castors.
- ❑ Inbuilt Water tank of 21 L
- ❑ Inbuilt Wax tank of 6.5 L
- ❑ Inbuilt Fuel(Diesel only) tank of 6.5 L





STEAM POSIDEIAN MACHINE FOR INTERIOR SANITIZATION



Motor



D Dry



W Wet



Hot water



Detergent tank



Clean carpet & floor
vacuum



Steam



Regulator

Single Phase dry cleaning & Steam machine specially designed for deep interior dry cleaning, disinfection, Sanitizing etc. Heavy duty machine equipped with double motor vacuuming function for higher suction power and dedicated pump for spraying detergent from the inbuilt detergent tank of 5L.

TECHNICAL SPECIFICATIONS

	Sw1220
Power	230V - 50Hz
Boiler capacity	2,2 lt
Boiler power	2000 W
Working pressure	9 BAR
Steam temperature in the boiler	165°
Pmax vacuum	2050 W
Stainless tank capacity	60 lt
Water tank capacity	5,0 lt
Weight (kg)	36 kg



AUTOMATIC CAR WASH SYSTEMS

M'WASH2

A rollover and drying system consisting of 2 vertical brushes and 1 horizontal brush controlled by frequency inverters for greater wash quality and control. More flexible thanks to multiple configurations, with a compact, state-of-the-art design and total versatility.

Up to 15 programmes can be set up to improve the commercial offering and increase the profitability of the business.

Unified connectivity with the UNIFIED colour touchscreen making the machine 100% connectable (Smartwash ready in case of contracting).

Frequency inverters for greater control of brush settings.

New options such as chemical mosquito pre-wash and high-pressure with rotating nozzles increase the average ticket.

Stackable high-pressure solenoid valves with direct current supply to reduce consumption.


21L or 42L on-board pump to minimise set-up work and/or suitability of the wash area.

Improved fluid distribution with post-solenoid chemical injection and dual injector allow more chemical options to be included in rollovers.

New look on fairings, lights and vinyls for a better user experience.

Better foaming thanks to the upper nozzles that reach the entire vehicle profile.

Why Choose M' Wash2



WASH DIMENSIONS

VEHICLE PASSAGE HEIGHT	2,300	2,500	2,700	2,900
VEHICLE PASSAGE WIDTH	2,400 2,600	2,400 2,600	2,400 2,600	2,400 2,600
RAIL LENGTH	9,000	9,000	10,000	11,000
MINIMUM MACHINE WIDTH	3,800 4,000	3,800 4,000	3,800 4,000	3,800 4,000
MAX MACHINE WIDTH	4,145	4,145	4,145	4,145
TOTAL MACHINE HEIGHT	3,083	3,313	3,513	3,713

Includes supply chain

Includes power chain + optional splash shields

All dimensions in mm.



		Nanosteam SN0051
Power	Alimentazione	220 - 240V~ 50/60Hz
Boiler Capacity	Capacità Caldaia	2,0lt
Boiler Power	Potenza Caldaia	2000W
Heating time	Tempo di riscaldamento	12 min
Working Pressure	Pressione di Esercizio	5 bar
Steam Production	Produzione Vapore	3,5Kg/h
Steam Temp. in the boiler	Temp. Vapore in Caldaia	155°C
Charging Boiler	Ricarica Caldaia	Manuale/Manual
Case material	Materiale struttura	Inox 304 scotch brite/Acciaio inox
Weight	Peso	7,9 kg
Cable length	Lunghezza cavo	8,5m
Dimension (PxLxH)	Dimensione (PxLxH)	264x410x265mm

Standard Accessories

	DESCRIPTION	CODE
1	Steam hose 2m	A CT V029V
2	Terminal steam hose	A CMT036V
3	Little brush steam hose	A CPE010VV



MAFRA PRODUCTS

CAR WASH CHEMICALS



CAR DETAILING CHEMICALS



CAR CARE ACCESSORIES



Maxshine And Maniac Line Products



MANMACHINE WORKS

Changing the face of cleaning...

BEST-IN -CLASS SERVICE WITH EXPERT SUPPORT & TRAINING

Highly focused towards 100% customer satisfaction, our nationwide network of service centers provide support throughout the complete product lifecycle ensuring high performance and reliability. Car Wash College is an initiative to provide professional training to the operators and keep them abreast on latest techniques through programs conducted regularly.

Knowledge of chemicals, new treatments and their usage. To achieve minimum costs per car wash through optimum usage of cleaning agents and other specialized treatments Through a collaborative learning environment, the operators are trained for proficiently handling all aspects of machinery and generate the combined force of man and machine.



CHANGE YOUR MIND
EXPERIENCE MANMACHINE

Corporate Office :

D-120, Sector-63, Noida - 201301

Tel.: 0120 425-6262, 425-6161

Email: customer.support@manmachineworks.com

Web.: www.manmachineworks.com

DEALER: